



COVID-19 Vaccination Uptake in Ireland

Weekly Report

Autumn Campaign 2023

Week ending Sunday 26th November 2023

Latest Summary Statistics Absolute Numbers of COVID-19 Autumn Campaign Doses and Percentage Uptake of the Census 2022 Population since 18/09/2023 as of end 26/11/2023, midnight

Age Group	No. Completed Primary Course Doses	No. Autumn Booster Doses	Census 2022 Population	No. Autumn Booster doses as % Uptake Census 2022 Population
70+yrs	15	291564	538171	54.2
50-69yrs	21	254668	1157982	22.0
50+yrs	36	546232	1696153	32.2

Vaccination status definitions



- **Autumn booster**=Anyone amongst the eligible cohorts who got any booster dose on or after 18/09/2023. The groups eligible are as follows:
 - **70+ year olds:** reported percentage uptake is calculated using the CSO 2022 as a denominator
 - **50-69 year olds:** reported percentage uptake is calculated using the CSO 2022 as a denominator
 - **Health care workers:** reported absolute number based on risk factor type captured in COVAX as healthcare worker
 - **Long-term care facility residents:** reported absolute number based on risk factor type captured in COVAX as Health care workers: reported absolute number based on risk factor type captured in COVAX as long-term care facility resident
 - **Immunocompromised:** reported absolute numbers based on a person being denoted as immunocompromised at the immunisation record level in COVAX; operational performance to be monitored over the Autumn/Winter campaign to be monitored against an estimated population based on an estimate of 106,000 (the number of persons noted as immunocompromised based on their last vaccination)
 - **Clinically vulnerable:** reported absolute number based on risk factor name captured in COVAX as medical, excluding risk factor type noted as pregnant
 - **Pregnant:** reported absolute number based on risk factor type captured in COVAX as pregnant
 - As well as these risk groups NIAC guidance states that access to an autumn booster vaccine should be available for those who, following discussion of their reasons with a health care provider (e.g., GP, pharmacist or vaccination centre), request vaccination. Therefore, there may be people who do receive a booster who do not fall into any of the above groups
- **Autumn/Primary Course Completed (PCC)** =The number of people over 5 years of age who have completed their primary course (fully vaccinated=two doses of two dose vaccine plan or one dose of a single Janssen vaccine, including those who are immunocompromised and have received an extra, third (primary) dose, in order to complete this course)*

* The total number of final primary course completed doses received is based on the correct combination of doses administered as per NIAC guidance

Methodology



- *Data were provided by OCIO based on data in the data lake PROD environment (includes COVAX registered vaccinations and GP administered vaccinations).*
- *DENOMINATOR USE: In this report, uptake is calculated based on Census 2022 population (n= 5,149,139 total; n=3,930,572 for adults/18+ year olds, n=4,361,794 for eligible 12+ year olds; n=4,853,724 for eligible 5+ year olds). See <https://www.cso.ie/en/releasesandpublications/ep/p-cpsr/censusofpopulation2022-summaryresults/populationchanges/>*

Absolute number of COVID-19 Autumn doses by type administered since 18/09/2023 as of end 26/11/2023, midnight

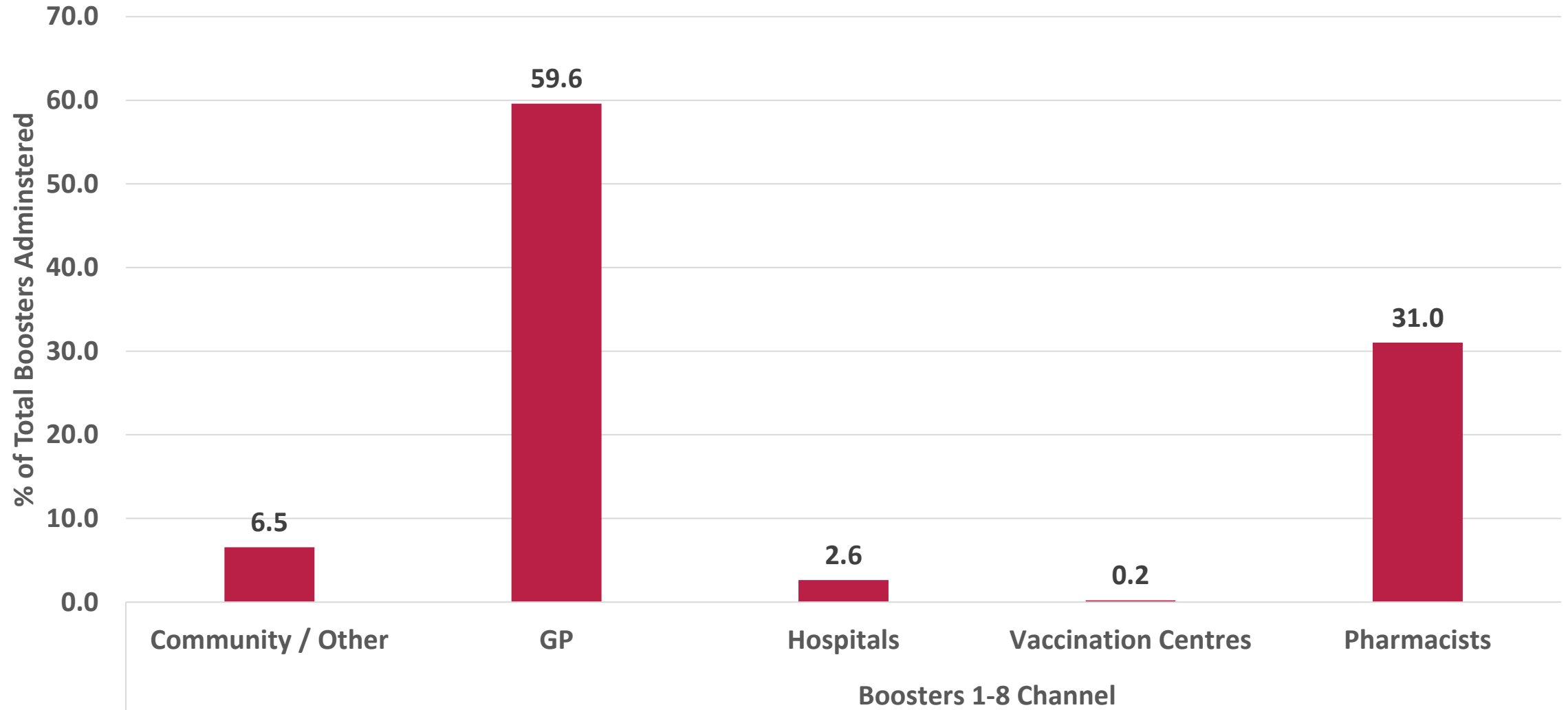
Course	Dose Type	No. Doses Administered
Primary	Dose 1	401
	Dose 2	199
	Single Dose	0
	Additional Dose	82
	Total Primary Doses	682
	Primary Course Completed	222
Booster	Booster Dose 1	10145
	Booster Dose 2	57895
	Booster Dose 3	234708
	Booster Dose 4	177978
	Booster Dose 5	137973
	Booster Dose 6	1097
	Booster Dose 7	18
	Booster Dose 8	1
	Total Booster Doses	619815
Booster and Primary Doses		620497

Absolute numbers of COVID-19 Autumn booster doses by age group administered since 18/09/2023 as of end 26/11/2023, midnight and estimated percentage uptake of the Census 2022 population

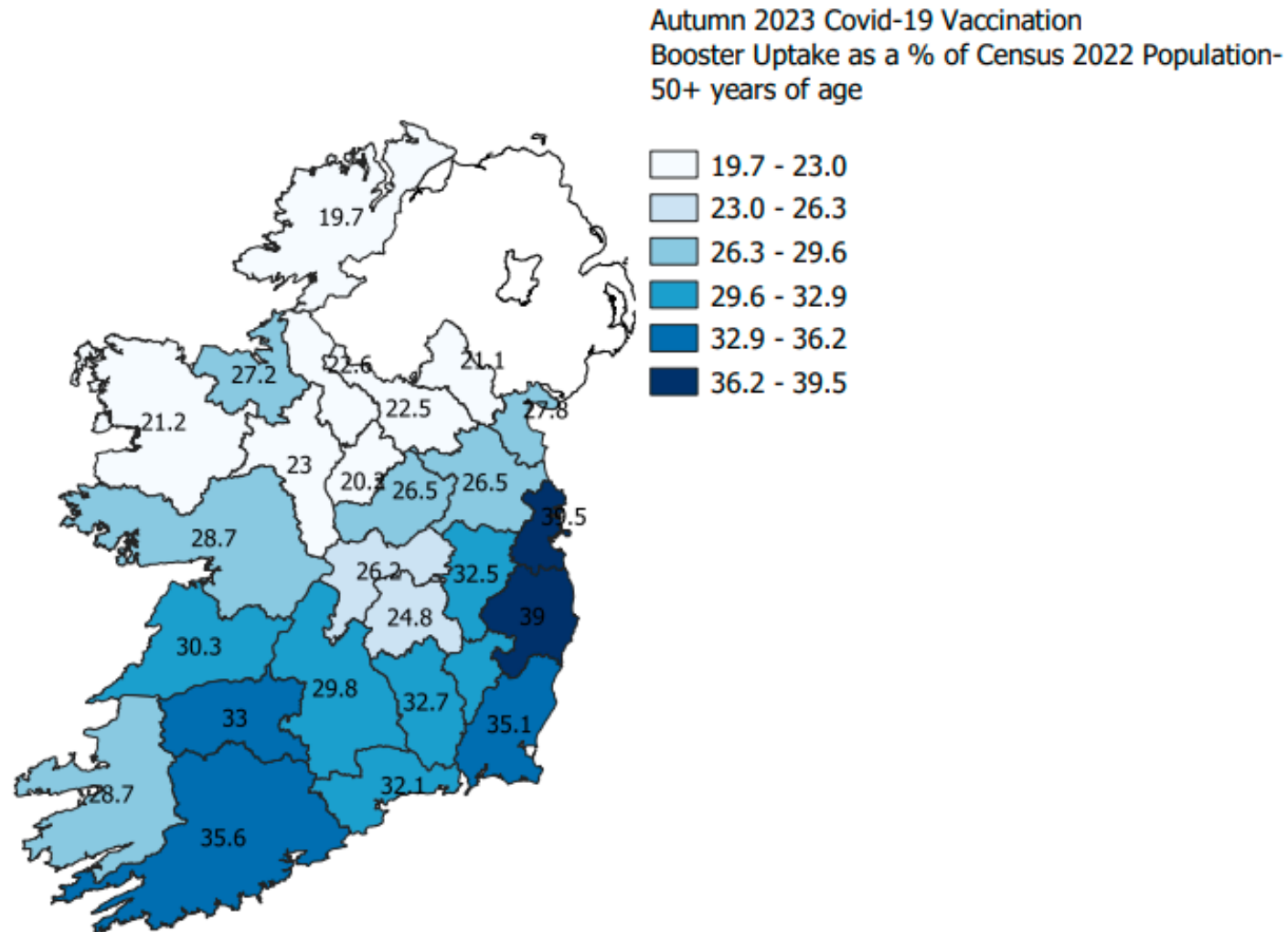


Age Group	No. Autumn Boosters Doses	Census 2022 Population	No. Autumn Boosters % Uptake Population Census 2022
All Ages	619815	5149139	12.0
6months+	619815	5120241	12.1
6months-49yrs	73583	3424088	2.1
5+yrs	619812	4853724	12.8
12+yrs	619704	4361794	14.2
12-17yrs	1062	431222	0.2
18+yrs	618642	3930572	15.7
50+yrs	546232	1696153	32.2
60+yrs	449561	1048985	42.9
50-69yrs	254668	1157982	22.0
65+yrs	379748	776315	48.9
70+yrs	291564	538171	54.2

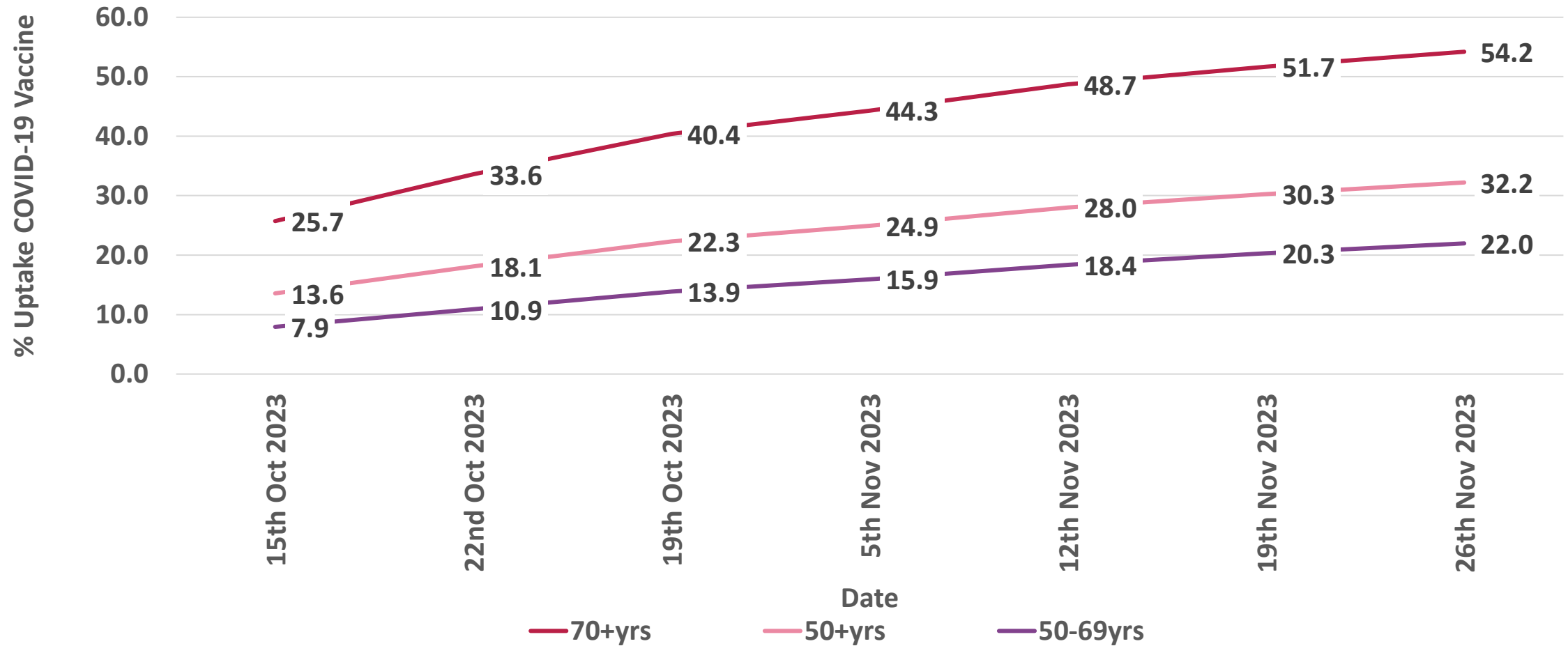
Percentage of Autumn Booster Doses by Distribution Channel administered since 18/09/2023 as of end 26/11/2023, midnight



Uptake of Autumn Booster doses by county as a percentage of the Census 2022 population among 50+ year olds since 18/09/2023 as of end 26/11/2023, midnight



Uptake of Autumn Booster doses as a percentage of the Census 2022 population by select age group since 18/09/2023 by week, 15/10/2023 to 26/11/2023



Uptake of Autumn Booster & Seasonal Influenza doses by HSE HCWs since 18/09/2023 to 20/11/2023

- In total 108,033 records for HSE Health and Care were included in the analysis.
- Overall Uptake
 - 15,686 received COVID-19 vaccine, an uptake of 14.5%.
 - 32,480 received influenza vaccine, an uptake of 30.1%
 - Amongst those who received a vaccine:
 - 14,522 (13.4% of all HSE HCWs) received both COVID-19 and influenza vaccine
 - 1,164 (1.1% of all HSE HCWs) received COVID-19 vaccine only
 - 17,958 (16.6% of all HCWs) received influenza vaccine only

Uptake of Autumn Booster & Seasonal Influenza doses by Fair Deal residents in residential care facilities since 18/09/2023 to 02/11/2023



- 547 residential care facilities with 23,140 residents availing of the Fair Deal Scheme

Influenza Vaccination Uptake

- Overall uptake was 68.3% with 17 (3.1%) of the 547 RCFs reporting 100% uptake
- 86 locations (15.7%) where no vaccinations reported or uptake was $\leq 10\%$
- Uptake $>10\%$ and $<90\%$ reported in 350 (64.0%) locations and $\geq 90\%$ in the remaining 94 (17.2%) sites

COVID-19 Vaccination Uptake

- Overall uptake was 62.7% with 14 (2.6%) of the 547 RCFs reporting 100% uptake
- 92 (16.8%) locations where no vaccinations reported or where uptake $\leq 10\%$
- Uptake $>10\%$ and $<90\%$ reported in 391 (71.5%) locations and $\geq 90\%$ in the remaining 50 (9.1%) sites

Acknowledgements

Sincere thanks to the following for providing the data for this report:

- National Immunisation Office (NIO)
- Office of the Chief Information Officer (OCIO)
- HSE Integrated Information Services (IIS) and COVAX Implementation team of Salesforce, IBM, PWC, EY
- HSE procurement/acute hospitals/CHOs/vaccinating teams and administrators/IT staff
- HSE Health Intelligence, Strategic Planning & Transformation Unit
- NHSS for Fair Deal Resident Data
- HR-Sap for HSE HCW Data



@hpscireland



@hpscireland

www.hpsc.ie



Caveats



- Uptake data reported refers to the period up to midnight of the last day of the latest epidemiological week Monday to Sunday.
- Where county and/or age group calculation of estimated uptake exceeds 100% due to data capture issues within Coax or where the numerator exceeds the population estimate/denominator then the uptake will be rounded down to **99.9%** (unless otherwise indicated in the report).
- The population denominator used to calculate percentage uptake is Census 2022
 - <https://www.cso.ie/en/releasesandpublications/ep/p-cpsr/censusofpopulation2022-summaryresults/populationchanges/>
- Total reported doses in this report now includes all vaccination doses on the IIS/COVAX data system, including those received abroad by Irish residents.
- Autumn/Winter doses are administered to individuals in receipt of any booster dose (1-5) since 18/09/2023 who were eligible for booster dose under previous guidance but also included primary doses during this period.
- Reported figures excludes vaccination records where the death of the individual has been recorded.
- Immunocompromised status was recorded at time primary course was completed and so may not accurately reflect the current immunocompromised population or immunocompromised at time of latest vaccination.
- Details of uptake by various risk factor groups/target cohorts such as healthcare workers, long term care facility residents, the clinically vulnerable, pregnant women and the immunocompromised is not yet available
- While data is presented in terms of total number of people receiving boosters as a proportion of total population, it should be noted that not all people within these populations will be eligible for vaccination at a given time for example if they have recently had COVID-19 infection.
- The data presented will focus primarily on all booster doses administered during the Autumn/Winter campaign as the number of individuals who have completed their primary course treatment is quite small, so much so that the numbers have a negligible impact on the calculation of the overall percentage uptake of COVID-19 vaccination in the general population.